


SCG Concrete Roof Prestige X-Shield Series

Experience most advanced technology
Feel authentic natural color
For 3 times longer lasting color



The logo for XSHIELD TECHNOLOGY, featuring a large, stylized blue "X" followed by the word "SHIELD" in a bold, blue, sans-serif font, with "TECHNOLOGY" in a smaller, blue, sans-serif font below it. To the right of the text is a graphic of three blue spheres connected by lines, resembling a molecular structure.

SCG concrete roof PRESTIGE X-SHIELD

Stays colorful “3 TIMES” longer

Thanks to the special coating technique
“X-Shield Technology”,
The special formula color coating innovation,
enhances bonding strength of color layer
and coating layer and blends molecules
between layers perfectly, leading to 3 times
longer lasting color.*



X-Shield



Common concrete tile

A comparative test on **color durability of concrete roofs**
under the same period and conditions



Stays colorful longer than common concrete roof by “3 times”* longer lasting color

Produced with advanced technology using the wet on wet color coating system and pigments to ensure a perfect blend and long lasting color for the entire life-span of the tiles.



Full leakage protection with complete SCG roofing system

An inter-locking design that holds all tiles completely together. In addition, SCG fully provide all fitting to be compatible with all kinds of roof tiles in all essential points, to ensure a beautiful roof and no worries of leakage.



Simple and beautiful design with a relaxing atmosphere


Natural texture and color tone gives the house an exquisite and relaxed atmosphere with the design of flat roof tiles that are perfect for all house styles.

* SCG common color formula and X-Shield testing by accelerated weathering tester or Q.U.V (equivalent ASTM G154) were used in the comparison.
The test was performed by SCG Technology Roof Design Center and revealed that X-Shield formula possessed 3 times better environmental durability.

Prestige X-Shield



Prestige



* Installation should be done according to the "Installation manual: SCG Prestige concrete roof and ridge tile"
* Color in official products may be slightly different due to the characteristics of the concrete tile.
The tiles should be bought to match the quantity of actual use.

Specification (approximately):

Dimension	33x42	cm
Minimum pitch	25	degrees
Maximum pitch	40	degrees
Recommended pitch	35-40	degrees
Batten span	31-33	cm
Quantity	10-11	sheet/sq.m

Weight (approximately):

Tile weight	5.2	cm
Dead load (weight for roof structure design)	55	kg/sq.m


Tile fixing standard:

Tiles should be fixed with batten using 2 pieces of self drilling tile screw 2 inches on every line and sheet (fixing method must be according to the company standards) to effectively prevent roof blowing off.

Installation:

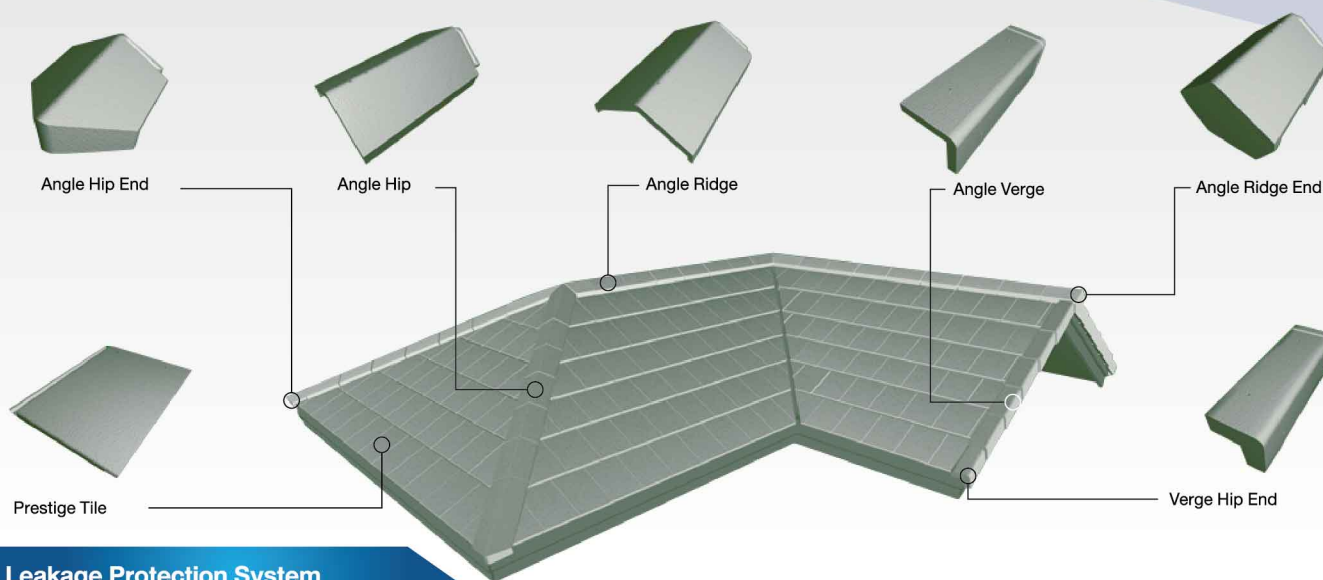
Install ridge tile with Drytech system to effectively prevent leakages and cement stains caused by stucco.

SCG roof: Prestige X-Shield
Color: Midnight Blue



SCG Roofing System

Full leakage protection and heat resistance with complete SCG roofing system



Leakage Protection System

1 SCG Dry Tech System Set

Fix securely, preventing roof blowing off and leakage occurring around ridge and hip tile. This kit can replace cement method



2 SCG Flashing

Close all roofing gaps to prevent leakage, securely attached with no peeling off and can be painted.



3 SCG Valley Trough

Wide flange and deep valley trough make water flow out effectively, offers in 2 types: galvanize and stainless steel.



Fixing Solution System

4 SCG Batten

High strength, safe and anti-rust



Roof fixing components

5 SCG Eaves Clip

Add strength and safety and prevent eaves blowing off. It consists of 2 types: galvanized and stainless clip.



6 SCG Stainless Cut-tile Clip

Attach securely preventing valley tile from blowing off. It is safe and anti-rust.



7 SCG Tile Clip

Use with SCG nails to add strength to roof. It consists of 2 types: galvanized and stainless clip.



8 SCG Screw

Attach securely, firmly, safely and durably.



Heat Protection System

9 SCG Reflective Insulation

Reflects 95% heat entering roof. Made from 100% aluminum foil.



Utility tools

10 SCG Eave Filler

Keep pests from causing damage under the roof. Durable, rigid and non-brittle. There are 2 types: Centurial roll and Elabana roll.



11 SCG Mortar Bed Paint

Made from high-quality acrylic paint for painting mortar and dressing cuts or scratches to better add color to roof.



Safety instructions

1. Please read and follow the installation manual strictly prior to tile installation work.
2. Tile and ridge tile have been designed to be installed on a pitched roof (a roof with consistent elevation and no curved parts, e.g. gable roof, hip roof and gable-hip roof, etc.) which must have an angle of elevation according to the specification of each kind of tile as per the "installation manual" only.
3. Tile surface is slippery and steep. Do not climb the roof without necessity. In case necessary, use only a skilled technician.
4. Do not climb roof tiles when they are wet or moist as it may cause hazards, slipping and falling.
5. Transportation and storage of tiles should strictly be done based on the manual for product loading, transportation and storage standards, to avoid potential hazards while working.
6. Do not apply spray foam insulation under the tiles as it may later affect tile performance.

MHB-S-R21-C007-6209

- This SCG prestige concrete roof series catalogue has been in effect since 1 July 2019 and shall supersede all previous SCG prestige concrete roof series catalogues.
- The catalogue has been constantly updated. Customers/users, designers, foremen and installers must check whether their catalogue is an updated version or not. In case uncertain or in doubt, please visit www.scgbuildingmaterials.com or contact SCG HOME Contact Center (+66 2 586 2222).
- The condition of the product may change or have black stains caused by weather climate and environment.
- The product color in the images is for advertising. They may be different from the actual product due to the printing system. Please consider the actual product color at the store before purchasing.

All content, design, and layout are Copyright ©2019, SCG Cement-Building Materials All Rights Reserved, Reproduction in whole or part in any form or medium without specific written permission is prohibited.



Download Catalog



Available at SCG authorized dealers and leading building material stores
SCG HOME Contact Center +66 2 586 2222
Email : contact@scg.com, www.scgbuildingmaterials.com